







EXEL UTILO PRODUCT RANGE



EXEL UTILO is a range of high quality glass reinforced structural profiles that are used in structures and access systems.

Exel UTILO profiles conform to the performance and quality requirement of EN13706 European standard for structural pultrusion.

PROFILE	DIMENSIONS
	Hand Rail 51 mm
	Hand Rail 60 mm
	Hand Rail 51 mm Omega
	Knee Rail 38*33 mm
	Knee Rail 38*32 mm
	Toe Rail

PROFILE	DIMENSIONS
BOXES	25*25*3 mm
	31,8* 31,8*3,2 mm
	38,1*38,1*3,2 mm
	38*38*5 mm
	44*44*6 mm
	51*51*3,52 mm
	51*51*6,35 mm
	60*60*4,5 mm
	75*75*6 mm
	80*43*4*6 mm
	100*100*4 mm
	100*100*6 mm
	101*51*6*3 mm
	152*90*6*8 mm

PROFILE	DIMENSIONS	PROFILE	DIMENSIONS
FLAT STRIP 	80*3 mm	U-CHANNELS 	44,5*20*3,2 mm
	80*8 mm		70*30*5 mm
	150*4 mm		73*25*5 mm
	150*8 mm		90*3*30*5 mm
	600*3 mm		100*30*4 mm
	1000*3 mm		100*40*5 mm
	1000*6 mm		100*50*6 mm
ANGLES 	25*25*3 mm		120*60*5 mm
	30*30*3 mm		120*60*8 mm
	30*30*5 mm		150*50*6 mm
	40*40*3 mm	200*60*8 mm	
	40*40*5 mm	200*80*8 mm	
	50*50*3 mm	I-AND H-BEAMS 	I-Beam 101*51*6,35 mm
	50*50*5 mm		I-Beam 150*75*6 mm
	50*50*6 mm		H-Beam 150*150*10 mm
	60*60*8 mm		H-Beam 200*200*8 mm
	75*50*8 mm		H-Beam 200*200*10 mm
	75*75*4 mm	UTILO PLANK 400 mm wide 	Utilo plank not gritted
	76*576*9,35 mm		Utilo plank gritted
	100*75*8 mm		Ladder rung 8 ribs
	100*100*4 mm		Ladder rung 10 ribs
	100*100*8 mm		Ladder stile 85*24*4*9 mm
100*100*10 mm	Ladder stile 60*20*3 mm		
125*75*10 mm	Ladder stile 64*24*2*4 mm		
150*150*10 mm			

